

• **Fall 2023 Individual Report FAS-GENED 1181-Meritocracy and Its Critics 001 Jordan Kokot**

- **General Course Questions**
 - Course General Questions
 - Course
- **Requirements - What did this course require of you?**
 - On average, how many hours per week did you spend on coursework outside of class? Enter a whole number between 0 and 168.
 - How difficult did you find this course?
 - What was/were your reason(s) for enrolling in this course? (Please check all that apply)
- **Recommendations - Would you recommend this course?**
 - How strongly would you recommend this course to your peers?
- **Evaluation of Section Leaders**
 - Section Leader Questions
 - Section Leader
- **Section Leader Comments**
 - Please comment on your Section Leader's teaching.



Fall 2023 Individual Report FAS-GENED 1181-Meritocracy and Its Critics 001 Jordan Kokot

Project Title: 2023 Fall Harvard FAS Course Evaluation

Course Audience: 171
 Responses Received: 142
 Response Ratio: 83%

Report Comments

Note:
 The order that the questions appear on this report is not the same as the way the questions were displayed to students. The order has been changed to make the report more readable.

Creation Date: **Tuesday, January 2, 2024**

[Back | Top of Page](#)

[Download PDF](#)

General Course Questions

Course General Questions

	Count	Excellent	Very Good	Good	Fair	Unsatisfactory	Course Mean	Dept Mean	Division Mean
Evaluate the course overall.	124	59%	24%	15%	2%	0%	4.40	4.08	4.08
Course materials (readings, audio-visual materials, textbooks, lab manuals, website, etc.)	124	49%	36%	10%	3%	2%	4.28	4.04	4.04
Assignments (exams, essays, problem sets, language homework, etc.)	124	38%	31%	20%	9%	2%	3.93	3.96	3.96
Feedback you received on work you produced in this course	124	49%	27%	15%	6%	2%	4.14	3.95	3.95
Section component of the course	124	68%	20%	7%	3%	2%	4.49	4.24	4.24

[Back | Top of Page](#)

Course

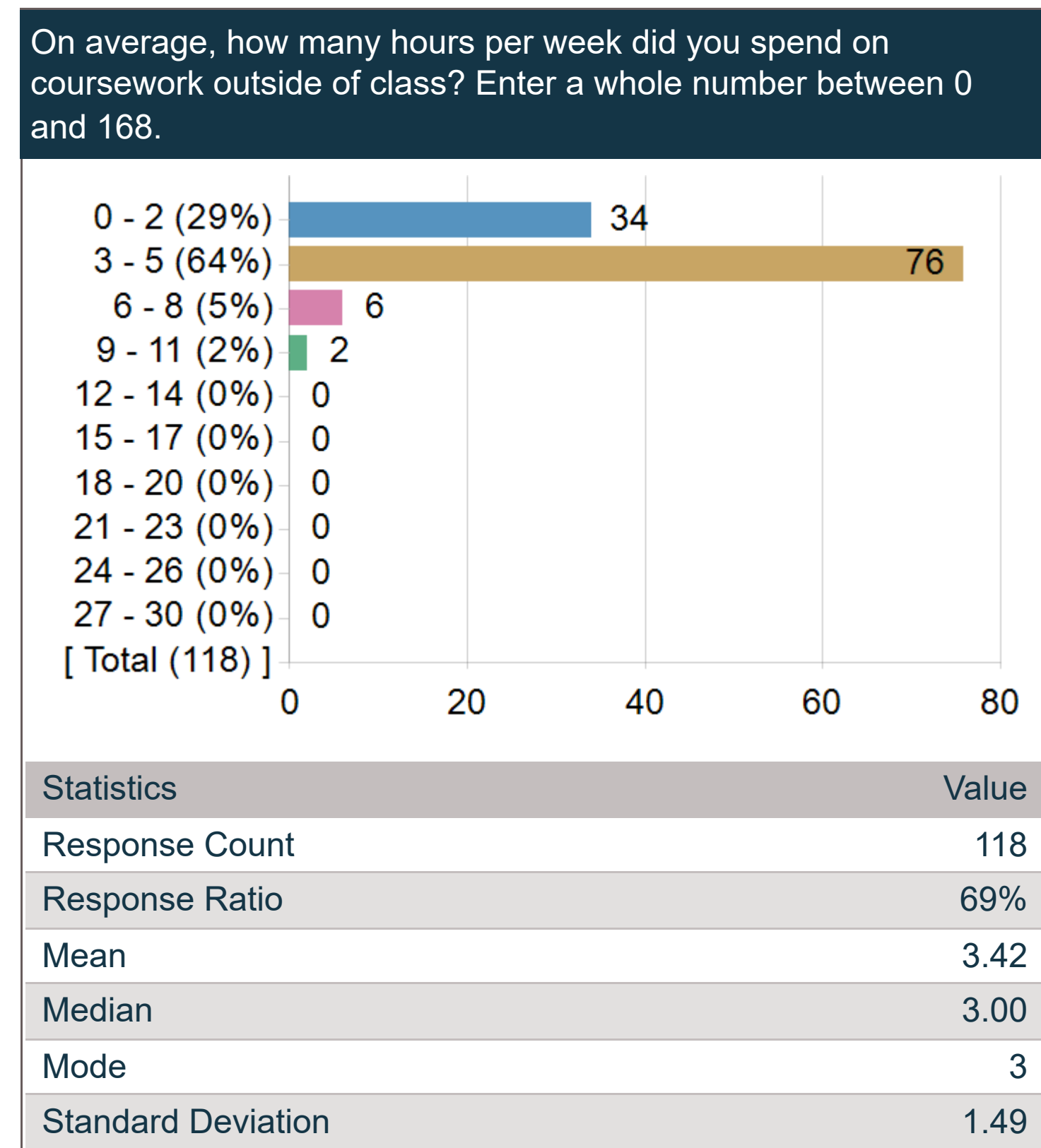
1. Evaluate the course overall.	2. Course materials (readings, audio-visual materials, textbooks, lab manuals, website, etc.)																																																
<table border="1"> <thead> <tr> <th>Options</th> <th>Score</th> <th>Count</th> <th>Percentage</th> </tr> </thead> <tbody> <tr><td>Excellent</td><td>5</td><td>73</td><td>59%</td></tr> <tr><td>Very Good</td><td>4</td><td>30</td><td>24%</td></tr> <tr><td>Good</td><td>3</td><td>18</td><td>15%</td></tr> <tr><td>Fair</td><td>2</td><td>3</td><td>2%</td></tr> <tr><td>Unsatisfactory</td><td>1</td><td>0</td><td>0%</td></tr> </tbody> </table>	Options	Score	Count	Percentage	Excellent	5	73	59%	Very Good	4	30	24%	Good	3	18	15%	Fair	2	3	2%	Unsatisfactory	1	0	0%	<table border="1"> <thead> <tr> <th>Options</th> <th>Score</th> <th>Count</th> <th>Percentage</th> </tr> </thead> <tbody> <tr><td>Excellent</td><td>5</td><td>61</td><td>49%</td></tr> <tr><td>Very Good</td><td>4</td><td>45</td><td>36%</td></tr> <tr><td>Good</td><td>3</td><td>12</td><td>10%</td></tr> <tr><td>Fair</td><td>2</td><td>4</td><td>3%</td></tr> <tr><td>Unsatisfactory</td><td>1</td><td>2</td><td>2%</td></tr> </tbody> </table>	Options	Score	Count	Percentage	Excellent	5	61	49%	Very Good	4	45	36%	Good	3	12	10%	Fair	2	4	3%	Unsatisfactory	1	2	2%
Options	Score	Count	Percentage																																														
Excellent	5	73	59%																																														
Very Good	4	30	24%																																														
Good	3	18	15%																																														
Fair	2	3	2%																																														
Unsatisfactory	1	0	0%																																														
Options	Score	Count	Percentage																																														
Excellent	5	61	49%																																														
Very Good	4	45	36%																																														
Good	3	12	10%																																														
Fair	2	4	3%																																														
Unsatisfactory	1	2	2%																																														
<table border="1"> <thead> <tr> <th>Options</th> <th>Score</th> <th>Count</th> <th>Percentage</th> </tr> </thead> <tbody> <tr><td>Excellent</td><td>5</td><td>47</td><td>38%</td></tr> <tr><td>Very Good</td><td>4</td><td>38</td><td>31%</td></tr> <tr><td>Good</td><td>3</td><td>25</td><td>20%</td></tr> <tr><td>Fair</td><td>2</td><td>11</td><td>9%</td></tr> <tr><td>Unsatisfactory</td><td>1</td><td>3</td><td>2%</td></tr> </tbody> </table>	Options	Score	Count	Percentage	Excellent	5	47	38%	Very Good	4	38	31%	Good	3	25	20%	Fair	2	11	9%	Unsatisfactory	1	3	2%	<table border="1"> <thead> <tr> <th>Options</th> <th>Score</th> <th>Count</th> <th>Percentage</th> </tr> </thead> <tbody> <tr><td>Excellent</td><td>5</td><td>61</td><td>49%</td></tr> <tr><td>Very Good</td><td>4</td><td>33</td><td>27%</td></tr> <tr><td>Good</td><td>3</td><td>19</td><td>15%</td></tr> <tr><td>Fair</td><td>2</td><td>8</td><td>6%</td></tr> <tr><td>Unsatisfactory</td><td>1</td><td>3</td><td>2%</td></tr> </tbody> </table>	Options	Score	Count	Percentage	Excellent	5	61	49%	Very Good	4	33	27%	Good	3	19	15%	Fair	2	8	6%	Unsatisfactory	1	3	2%
Options	Score	Count	Percentage																																														
Excellent	5	47	38%																																														
Very Good	4	38	31%																																														
Good	3	25	20%																																														
Fair	2	11	9%																																														
Unsatisfactory	1	3	2%																																														
Options	Score	Count	Percentage																																														
Excellent	5	61	49%																																														
Very Good	4	33	27%																																														
Good	3	19	15%																																														
Fair	2	8	6%																																														
Unsatisfactory	1	3	2%																																														
<table border="1"> <thead> <tr> <th>Options</th> <th>Score</th> <th>Count</th> <th>Percentage</th> </tr> </thead> <tbody> <tr><td>Excellent</td><td>5</td><td>84</td><td>68%</td></tr> <tr><td>Very Good</td><td>4</td><td>25</td><td>20%</td></tr> <tr><td>Good</td><td>3</td><td>9</td><td>7%</td></tr> <tr><td>Fair</td><td>2</td><td>4</td><td>3%</td></tr> <tr><td>Unsatisfactory</td><td>1</td><td>2</td><td>2%</td></tr> </tbody> </table>	Options	Score	Count	Percentage	Excellent	5	84	68%	Very Good	4	25	20%	Good	3	9	7%	Fair	2	4	3%	Unsatisfactory	1	2	2%																									
Options	Score	Count	Percentage																																														
Excellent	5	84	68%																																														
Very Good	4	25	20%																																														
Good	3	9	7%																																														
Fair	2	4	3%																																														
Unsatisfactory	1	2	2%																																														

[Back | Top of Page](#)

Requirements - What did this course require of you?

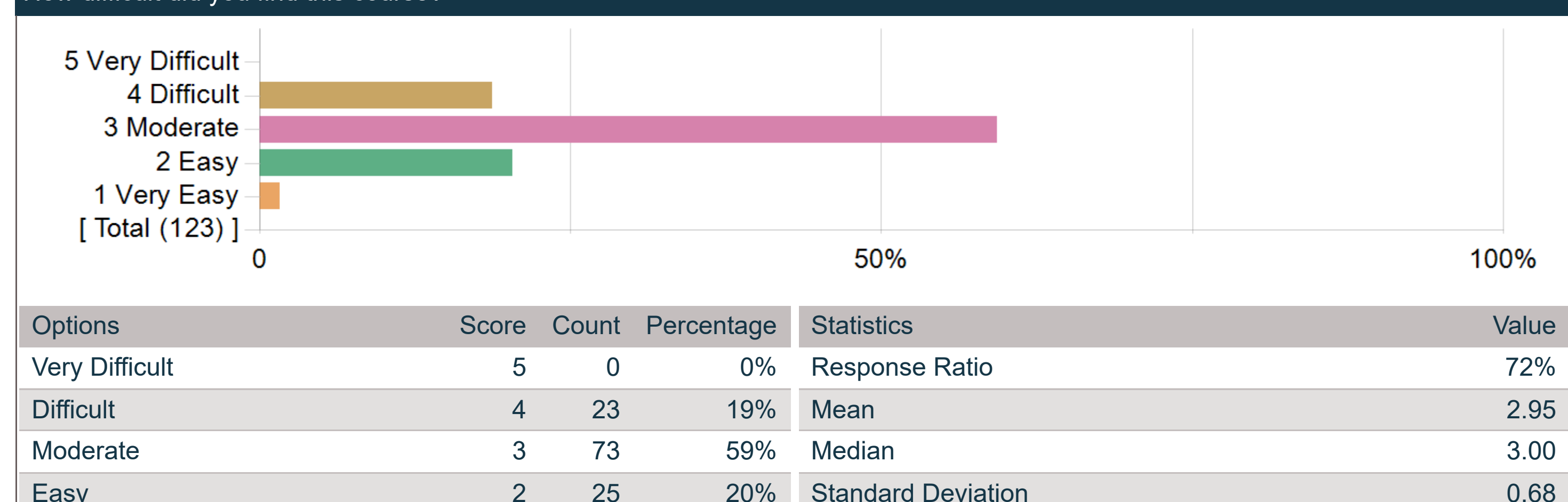
On average, how many hours per week did you spend on coursework outside of class? Enter a whole number between 0 and 168.

Frequency chart and mean excludes students who answered 31 or more hours.



[Back | Top of Page](#)

How difficult did you find this course?



[Back | Top of Page](#)

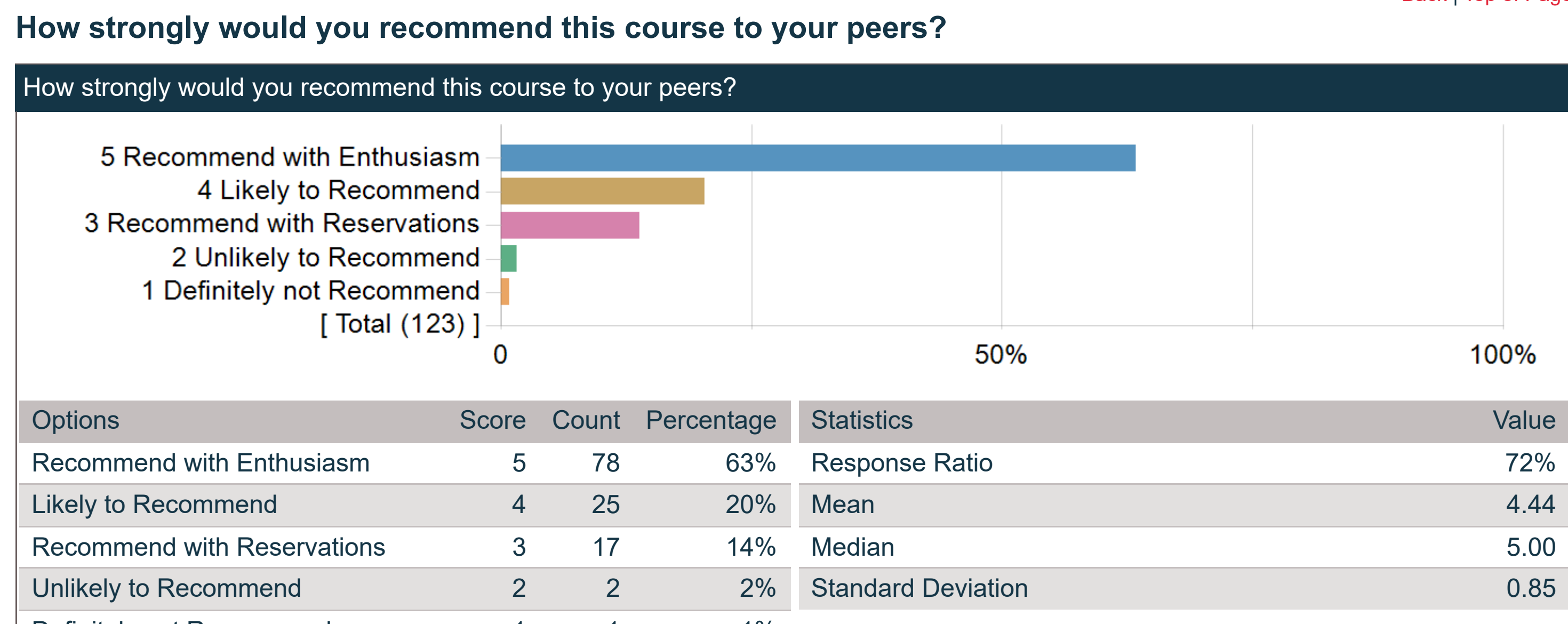
What was/were your reason(s) for enrolling in this course? (Please check all that apply)

Options	Count
Elective	24
Concentration or Department Requirement	32
Secondary Field or Language Citation Requirement	5
Undergraduate General Education Requirement	90
Expository Writing Requirement	0
Foreign Language Requirement	0
Pre-Med Requirement	0
Divisional Distribution Requirement	2
Quantitative Reasoning with Data Requirement	0

[Back | Top of Page](#)

Recommendations - Would you recommend this course?

How strongly would you recommend this course to your peers?



[Back | Top of Page](#)

Evaluation of Section Leaders

Section Leader Questions

	Count	Excellent	Very Good	Good	Fair	Unsatisfactory	Instructor Mean	Dept Mean	Division Mean
Evaluate your Section Leader overall.	9	78%	22%	0%	0%	0%	4.78	4.55	4.55
Gives effective lectures or presentations, if applicable.	8	75%	25%	0%	0%	0%	4.75	4.52	4.52
Facilitates discussion and encourages participation	9	78%	11%	11%	0%	0%	4.67	4.58	4.58
Is accessible outside of class (including after class, office hours, e-mail, etc.)	9	67%	11%	22%	0%	0%	4.44	4.59	4.59
Generates enthusiasm for the subject matter	9	100%	0%	0%	0%	0%	5.00	4.50	4.50
Gives useful feedback on assignments	9	67%	22%	11%	0%	0%	4.56	4.39	4.39
Returns assignments in a timely fashion	9	78%	11%	11%	0%	0%	4.67	4.37	4.37

[Back | Top of Page](#)

Section Leader

1. Evaluate your Section Leader overall.	2. Gives effective lectures or presentations, if applicable																																																
<table border="1"> <thead> <tr> <th>Options</th> <th>Score</th> <th>Count</th> <th>Percentage</th> </tr> </thead> <tbody> <tr><td>Excellent</td><td>5</td><td>7</td><td>78%</td></tr> <tr><td>Very Good</td><td>4</td><td>2</td><td>22%</td></tr> <tr><td>Good</td><td>3</td><td>0</td><td>0%</td></tr> <tr><td>Fair</td><td>2</td><td>0</td><td>0%</td></tr> <tr><td>Unsatisfactory</td><td>1</td><td>0</td><td>0%</td></tr> </tbody> </table>	Options	Score	Count	Percentage	Excellent	5	7	78%	Very Good	4	2	22%	Good	3	0	0%	Fair	2	0	0%	Unsatisfactory	1	0	0%	<table border="1"> <thead> <tr> <th>Options</th> <th>Score</th> <th>Count</th> <th>Percentage</th> </tr> </thead> <tbody> <tr><td>Excellent</td><td>5</td><td>6</td><td>75%</td></tr> <tr><td>Very Good</td><td>4</td><td>2</td><td>25%</td></tr> <tr><td>Good</td><td>3</td><td>0</td><td>0%</td></tr> <tr><td>Fair</td><td>2</td><td>0</td><td>0%</td></tr> <tr><td>Unsatisfactory</td><td>1</td><td>0</td><td>0%</td></tr> </tbody> </table>	Options	Score	Count	Percentage	Excellent	5	6	75%	Very Good	4	2	25%	Good	3	0	0%	Fair	2	0	0%	Unsatisfactory	1	0	0%
Options	Score	Count	Percentage																																														
Excellent	5	7	78%																																														
Very Good	4	2	22%																																														
Good	3	0	0%																																														
Fair	2	0	0%																																														
Unsatisfactory	1	0	0%																																														
Options	Score	Count	Percentage																																														
Excellent	5	6	75%																																														
Very Good	4	2	25%																																														
Good	3	0	0%																																														
Fair	2	0	0%																																														
Unsatisfactory	1	0	0%																																														
<table border="1"> <thead> <tr> <th>Options</th> <th>Score</th> <th>Count</th> <th>Percentage</th> </tr> </thead> <tbody> <tr><td>Excellent</td><td>5</td><td>7</td><td>78%</td></tr> <tr><td>Very Good</td><td>4</td><td>1</td><td>11%</td></tr> <tr><td>Good</td><td>3</td><td>1</td><td>11%</td></tr> <tr><td>Fair</td><td>2</td><td>0</td><td>0%</td></tr> <tr><td>Unsatisfactory</td><td>1</td><td>0</td><td>0%</td></tr> </tbody> </table>	Options	Score	Count	Percentage	Excellent	5	7	78%	Very Good	4	1	11%	Good	3	1	11%	Fair	2	0	0%	Unsatisfactory	1	0	0%	<table border="1"> <thead> <tr> <th>Options</th> <th>Score</th> <th>Count</th> <th>Percentage</th> </tr> </thead> <tbody> <tr><td>Excellent</td><td>5</td><td>6</td><td>67%</td></tr> <tr><td>Very Good</td><td>4</td><td>1</td><td>11%</td></tr> <tr><td>Good</td><td>3</td><td>2</td><td>22%</td></tr> <tr><td>Fair</td><td>2</td><td>0</td><td>0%</td></tr> <tr><td>Unsatisfactory</td><td>1</td><td>0</td><td>0%</td></tr> </tbody> </table>	Options	Score	Count	Percentage	Excellent	5	6	67%	Very Good	4	1	11%	Good	3	2	22%	Fair	2	0	0%	Unsatisfactory	1	0	0%
Options	Score	Count	Percentage																																														
Excellent	5	7	78%																																														
Very Good	4	1	11%																																														
Good	3	1	11%																																														
Fair	2	0	0%																																														
Unsatisfactory	1	0	0%																																														
Options	Score	Count	Percentage																																														
Excellent	5	6	67%																																														
Very Good	4	1	11%																																														
Good	3	2	22%																																														
Fair	2	0	0%																																														
Unsatisfactory	1	0	0%																																														
<table border="1"> <thead> <tr> <th>Options</th> <th>Score</th> <th>Count</th> <th>Percentage</th> </tr> </thead> <tbody> <tr><td>Excellent</td><td>5</td><td>9</td><td>100%</td></tr> <tr><td>Very Good</td><td>4</td><td>0</td><td>0%</td></tr> <tr><td>Good</td><td>3</td><td>0</td><td>0%</td></tr> <tr><td>Fair</td><td>2</td><td>0</td><td>0%</td></tr> <tr><td>Unsatisfactory</td><td>1</td><td>0</td><td>0%</td></tr> </tbody> </table>	Options	Score	Count	Percentage	Excellent	5	9	100%	Very Good	4	0	0%	Good	3	0	0%	Fair	2	0	0%	Unsatisfactory	1	0	0%	<table border="1"> <thead> <tr> <th>Options</th> <th>Score</th> <th>Count</th> <th>Percentage</th> </tr> </thead> <tbody> <tr><td>Excellent</td><td>5</td><td>6</td><td>67%</td></tr> <tr><td>Very Good</td><td>4</td><td>2</td><td>22%</td></tr> <tr><td>Good</td><td>3</td><td>1</td><td>11%</td></tr> <tr><td>Fair</td><td>2</td><td>0</td><td>0%</td></tr> <tr><td>Unsatisfactory</td><td>1</td><td>0</td><td>0%</td></tr> </tbody> </table>	Options	Score	Count	Percentage	Excellent	5	6	67%	Very Good	4	2	22%	Good	3	1	11%	Fair	2	0	0%	Unsatisfactory	1	0	0%
Options	Score	Count	Percentage																																														
Excellent	5	9	100%																																														
Very Good	4	0	0%																																														
Good	3	0	0%																																														
Fair	2	0	0%																																														
Unsatisfactory	1	0	0%																																														
Options	Score	Count	Percentage																																														
Excellent	5	6	67%																																														
Very Good	4	2	22%																																														
Good	3	1	11%																																														
Fair	2	0	0%																																														
Unsatisfactory	1	0	0%																																														
<table border="1"> <thead> <tr> <th>Options</th> <th>Score</th> <th>Count</th> <th>Percentage</th> </tr> </thead> <tbody> <tr><td>Excellent</td><td>5</td><td>7</td><td>78%</td></tr> <tr><td>Very Good</td><td>4</td><td>1</td><td>11%</td></tr> <tr><td>Good</td><td>3</td><td>1</td><td>11%</td></tr> <tr><td>Fair</td><td>2</td><td>0</td><td>0%</td></tr> <tr><td>Unsatisfactory</td><td>1</td><td>0</td><td>0%</td></tr> </tbody> </table>	Options	Score	Count	Percentage	Excellent	5	7	78%	Very Good	4	1	11%	Good	3	1	11%	Fair	2	0	0%	Unsatisfactory	1	0	0%																									
Options	Score	Count	Percentage																																														
Excellent	5	7	78%																																														
Very Good	4	1	11%																																														
Good	3	1	11%																																														
Fair	2	0	0%																																														
Unsatisfactory	1	0	0%																																														

[Back | Top of Page](#)

Section Leader Comments

Please comment on your Section Leader's teaching.

[Back | Top of Page](#)

Comments
 Jordan is fantastic! He did such a good job of generating useful and relevant discussion and making sure all students felt heard. Excellent TF - very welcoming and good at fostering conversation. I loved having him for the section. I do think his email response time could be a little faster, but I understand that people are busy.
 Gives good feedback, thoughtful.
 He is very compelling and tries to facilitate discussions. I felt comfortable in his section.
 Dr. Jordan Kokot is an exceptional teaching fellow. He did a wonderful job soliciting observations, ideas, and responses from my section, and was highly effective at managing the flow of the conversation by encouraging students to address one another's contributions. Every section felt like a roundtable conversation, and Dr. Kokot kindly introduced and explained philosophical concepts related to our discussions, which was useful given my personal lack of exposure to the discipline. Finally, Dr. Kokot was highly responsive to student inquiries, and I always appreciated his willingness to not only meet for office hours outside his regularly-scheduled times, but also provide substantial feedback and guidance on how to improve my writing. I highly commend the leadership Dr. Kokot showed throughout this semester, and am grateful for his wonderful work!
 I learned so much from Jordan this semester!

[Back | Top of Page](#)